


Now that you've donated to KCTS 9...

# How can you watch your favorite shows online with

## KCTS 9 | Passport ? \*

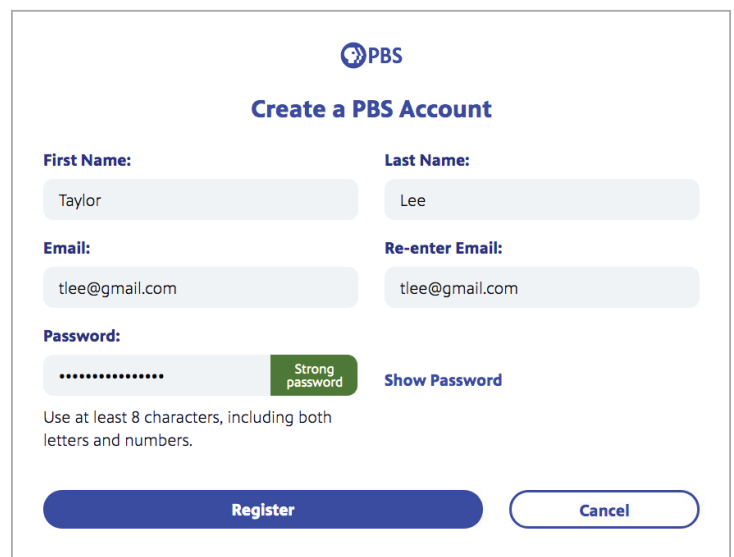
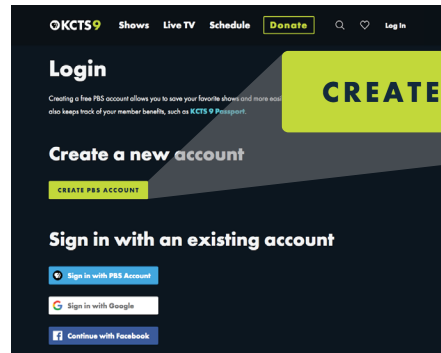
\* KCTS 9 Passport is a member benefit offered with donations of at least \$5 per month or \$60 per year.

1. Click "Log In" in the upper right hand corner on KCTS9.org.



2. After clicking "Log In" you will go to a new page.

- You will need to create a new account by clicking on the green "Create PBS Account" button
- Fill out these fields and wait for a confirmation email.
- Make sure to use the same email address that you use to make donations!



**PBS**  
Create a PBS Account

First Name: Taylor  
Last Name: Lee

Email: tlee@gmail.com  
Re-enter Email: tlee@gmail.com

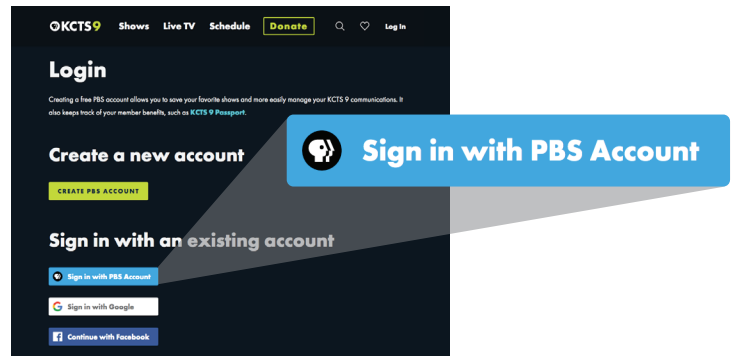
Password: ..... Strong password Show Password  
Use at least 8 characters, including both letters and numbers.

Register Cancel

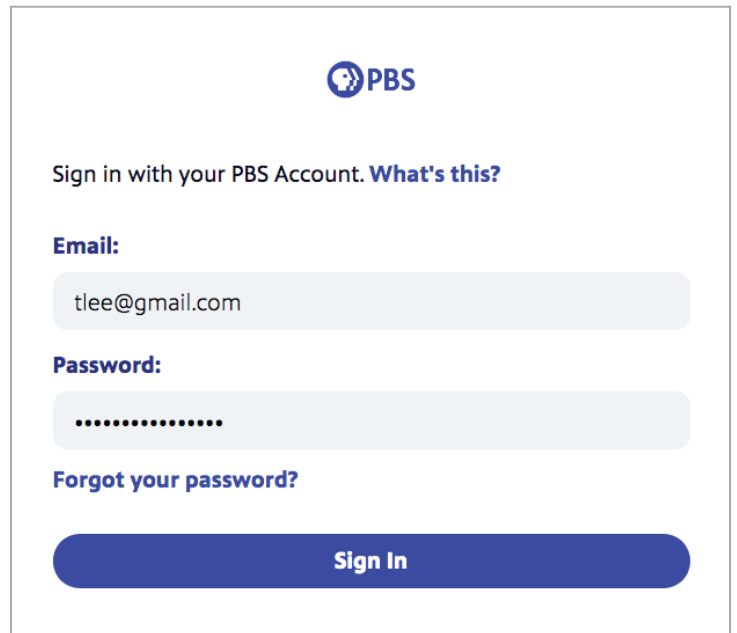
CONTINUED ON BACK ▶

### 3. Now that you have your PBS account, go back to KCTS9.org and click on "Log In" again.


- a. This time when you arrive at this page, choose an option under "Sign in with an existing account."



### 4. Enter your email address and password.



### 5. Start streaming your favorite programs on KCTS 9 Passport!



**Look for this symbol!** KCTS 9 Passport content is identified by this distinctive icon.

Still have questions?

## Get in touch!

(800) 937-5287 • customerservice@KCTS9.org

## Thank you for supporting the shows you love!

Your gift helps fund the programs you care about, like MASTERPIECE, and ensures that they will always have a home on KCTS 9.

 **KCTS9**

 A Service of Cascade Public Media